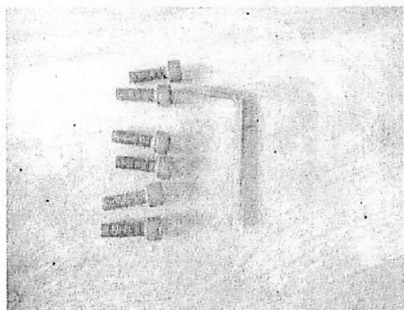



1




Allen bolt and screw


2



3




4



Place the Marble Top inverted on a clean surface. Align the metal Plus holes with that on the Table and screw with the help of allen bolts provided

5



Align A with A and screw the bolts

### FINAL ASSEMBLY TABLE

